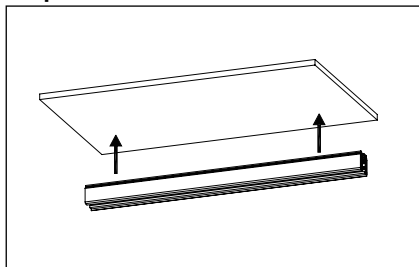




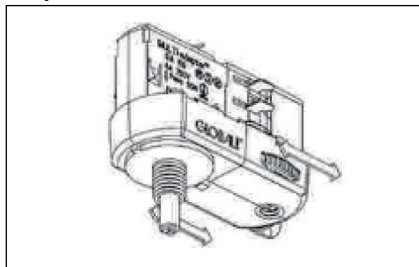
Step.1 步驟.一



Follow the track installation manual to install the track.

預先在適當的位置跟從軌道的安裝說明書，安裝軌道。

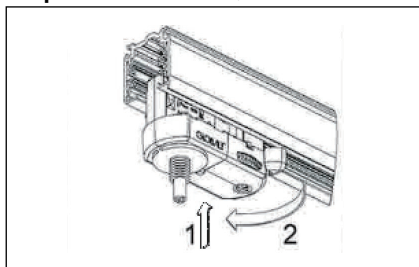
Step.2 步驟.二



Choose the phase (1, 2 or 3) before fastening into the track or afterwards.

安裝固定於軌道之前先選擇線路(1, 2 或 3) 或者在安裝後選擇。

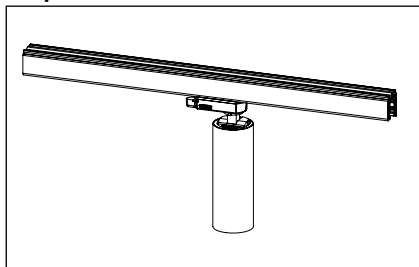
Step.3 步驟.三



Fastening into the track.

將軌道頭固定上軌道。

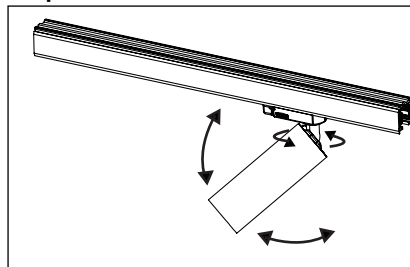
Step.4 步驟.四



Installation is finished.

安裝完成。

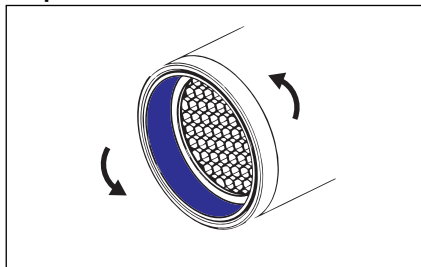
Step.5 步驟.五



Rotate the joint to adjust the angle.

旋轉關節以調整照射角度。

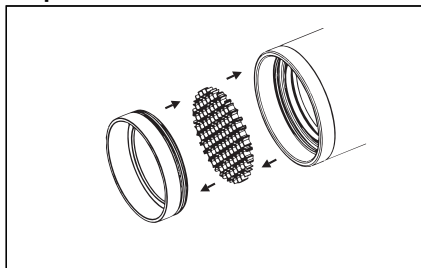
Step.1 步驟.一



Rotate the front ring(blue) counterclockwise to remove it.

把前環以逆時針方式旋轉脫去。

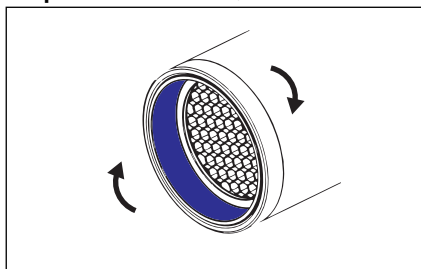
Step.2 步驟.二



Replace the diffuser.

更換透鏡。

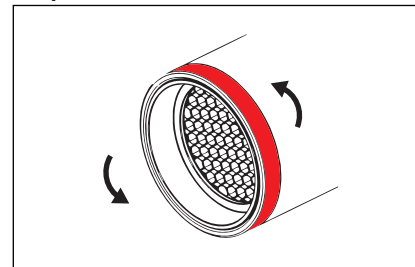
Step.3 步驟.三



Rotate the front ring(blue) clockwise to lock it.

把前環以順時針方式旋轉鎖緊。

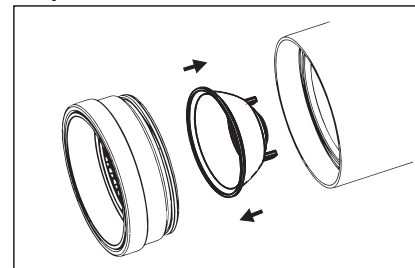
Step.1 步驟.一



Rotate the front ring(red) counterclockwise to remove it.

把前環以逆時針方式旋轉脫去。

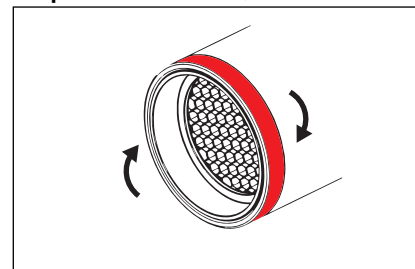
Step.2 步驟.二



Replace the reflector.

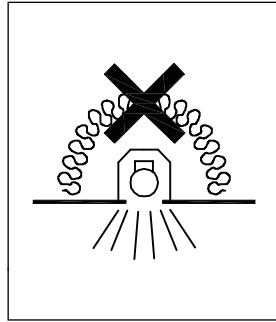
更換反光杯。

Step.3 步驟.三



Rotate the front ring(red) clockwise to lock it.

把前環以順時針方式旋轉鎖緊。



Luminaires not suitable for covering with thermally insulating material.

任何情況下,燈具都不能被隔熱襯墊或類似的材料覆蓋。



INSTALLATION INSTRUCTION

安裝說明

WARNING:

- The luminaire shall be installed by a qualified electrician and wired in accordance with the latest IEE electrical regulations or the national requirements.**
本產品必須交由專業人士安裝，且電線必須符合最新電氣標準或國家標準法規。
- Please ensure the minimum of 40mm gap from the top.**
必須確保本產品的頂部至少有40mm的間隙。
- There is risk of electric shock.**
有觸電的危險。
- Please cut off the power before installation and maintenance.**
在安裝或維護前，請先切斷電源。
- Please consult qualified engineer if any question about the installation instruction.**
若有任何疑問，請向持有資格證書的工程師諮詢。
- Do not touch the reflecting surface inside the reflector by hand.**
請勿用手觸摸反光罩內表面。
- This lamp is not suitable for the work after the installation of ceiling brush powder, brush powder is likely to damage the surface of the lamp and lead to the surface of the skin off.**
此燈具並不適合安裝後再做天花刷粉工作，刷粉有可能破壞燈具表面處理而導致表皮脫落。
- All with corrosive cleaning supplies or chemical substances must not be exposed to the lamp so as to avoid damage.**
所有帶腐蝕性清潔用品或化學物質不能接觸燈具以免造成損壞。

